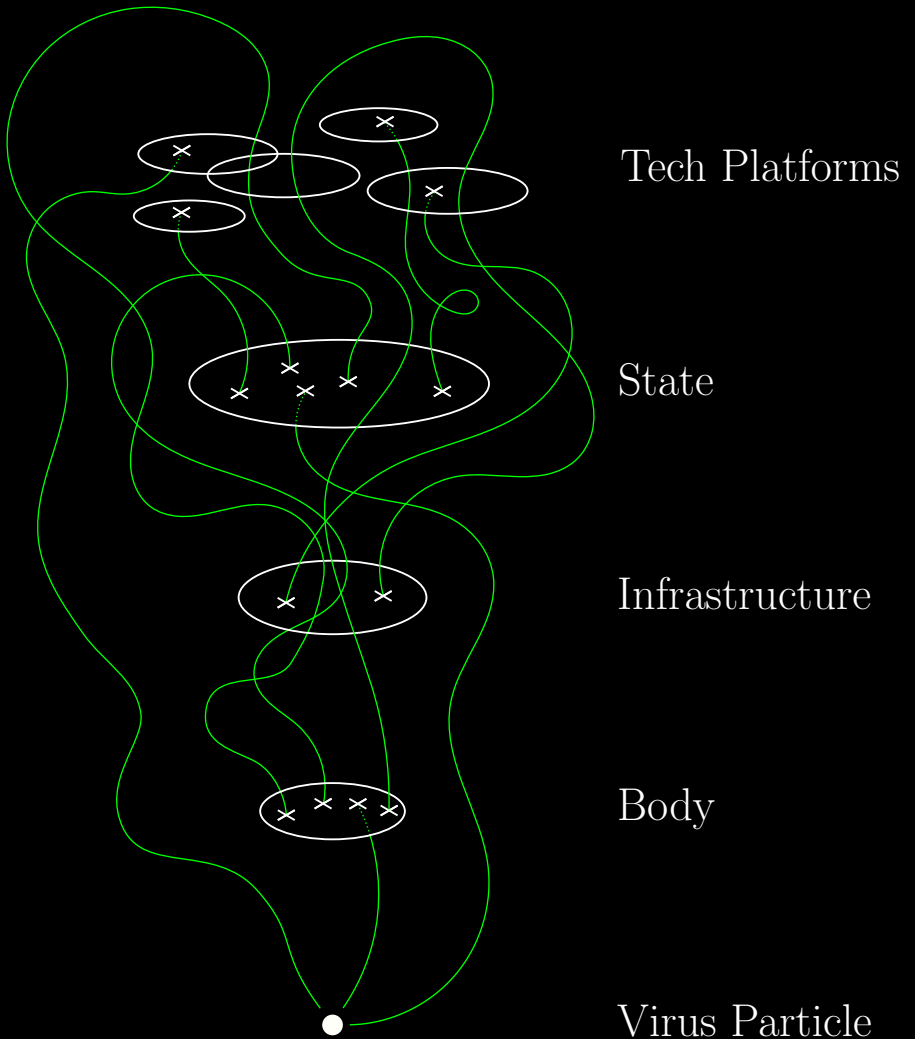


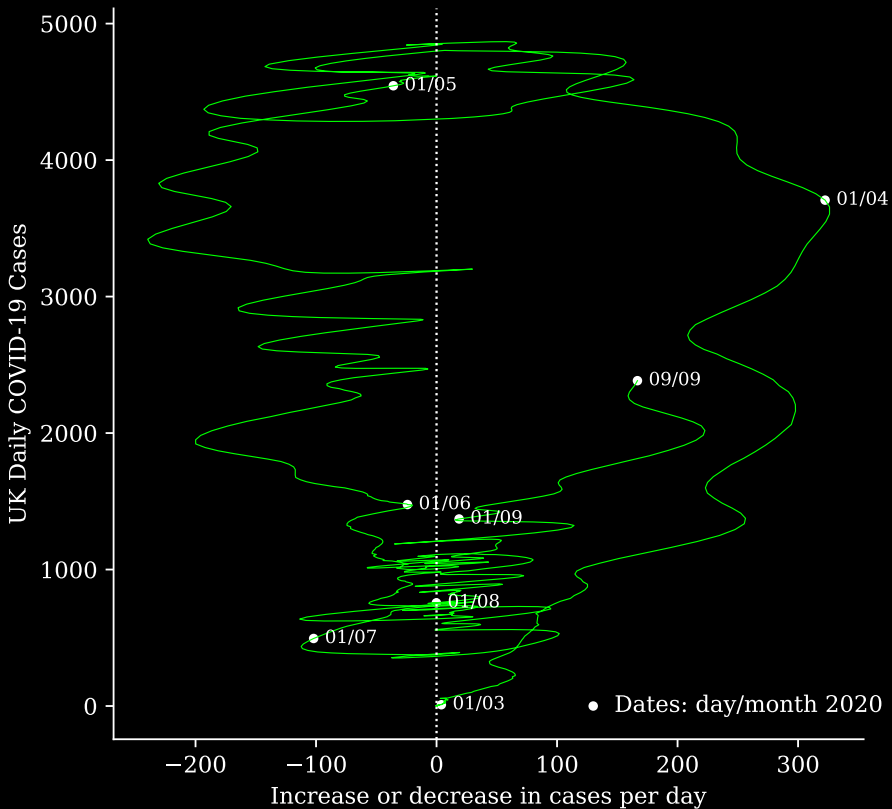
# Operational Loops of COVID-19

Commissioned diagrams for:

T. D. Sampson and J. Parikka. The Operational Loops of a  
Pandemic. *Cultural Politics*, 17(1):55–68, Mar. 2021. ISSN  
1743-2197. doi: [10.1215/17432197-8797529](https://doi.org/10.1215/17432197-8797529)

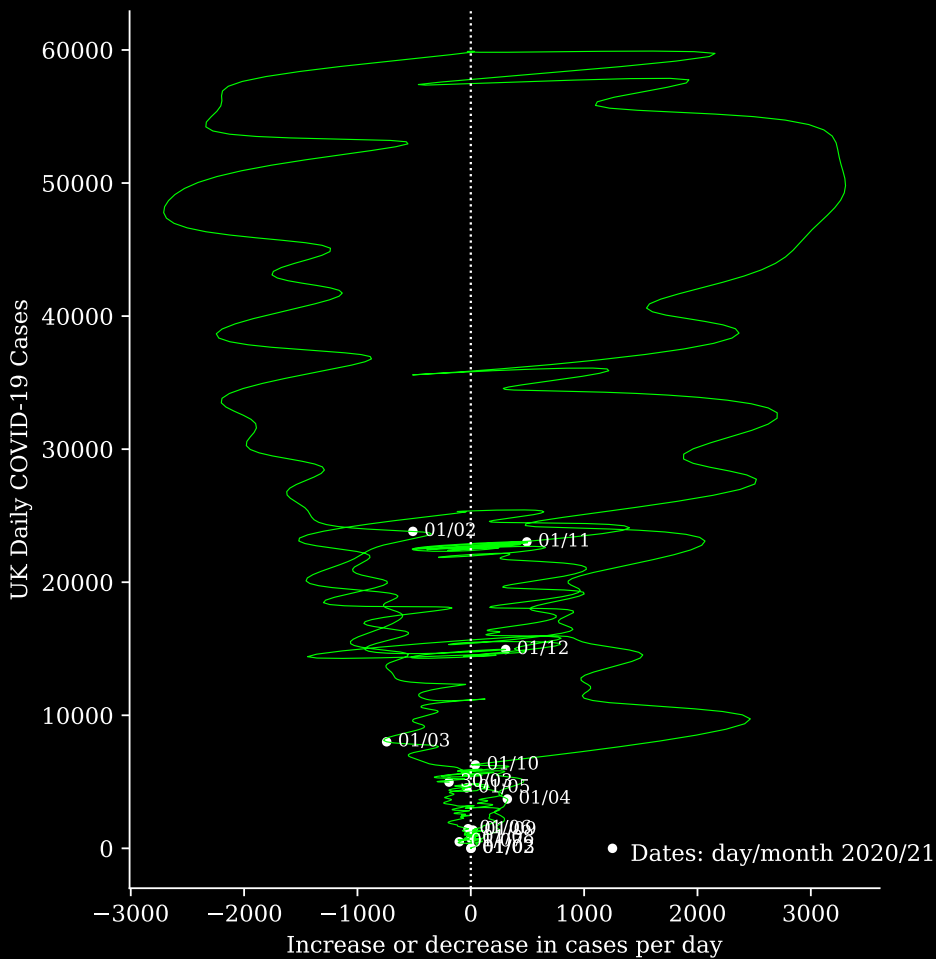


Loop 1: Scalar relations of SARS-CoV-2  
[Mattern, 2020, Jaque and Munuera, 2020]

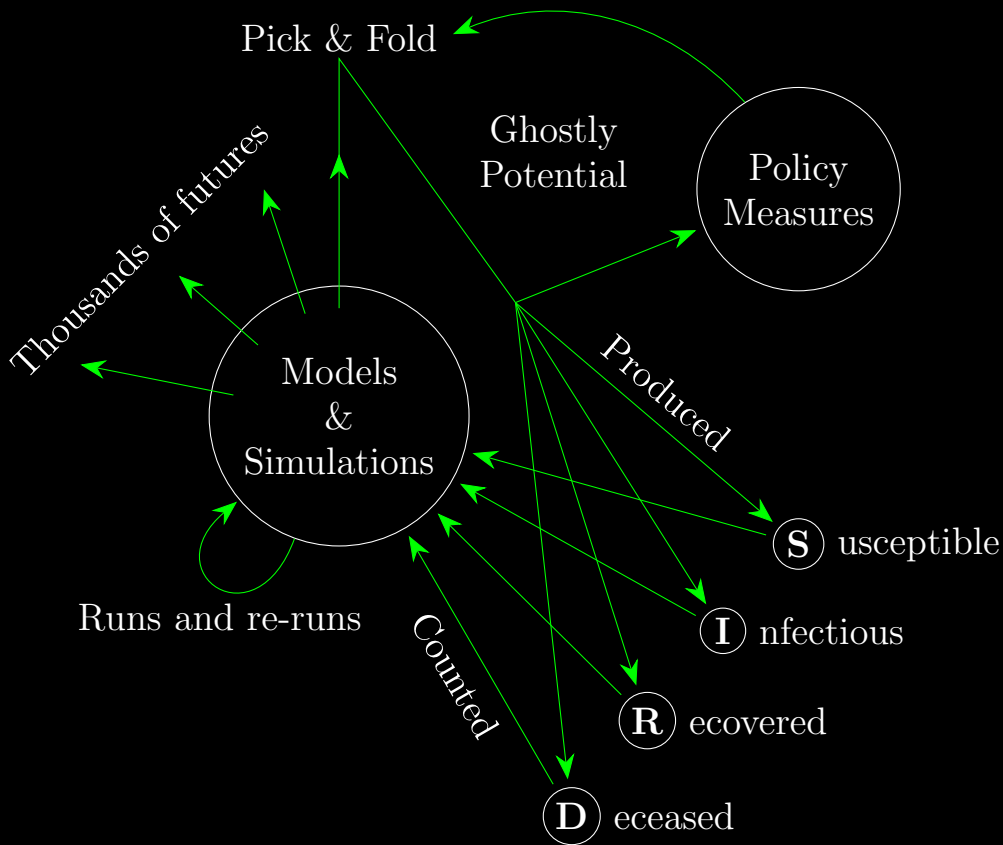


Loop 2: ‘Phase portrait diagram’

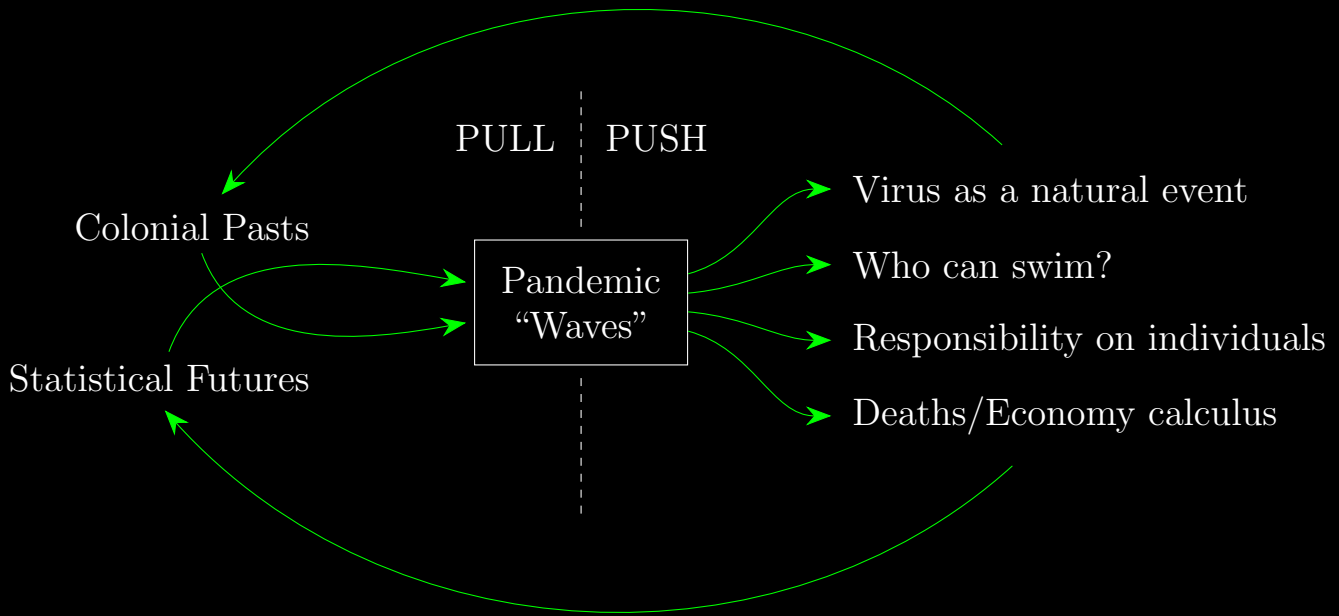
Visualisation method from [Dorling \[2020\]](#) showing daily number of COVID-19 cases and rate of change in the UK. 22nd Jan. to 09th Sept. 2020. Data from [disease.sh \[2021\]](#) (as published)



Update with data from 31st March 2021



Loop 3: Model operations in pandemic production  
 [Chun, 2015, Dinno, 2007]  
 unpublished



Loop 4: Propelling mechanism of the pandemic "wave" operational image  
[Helmreich and Jones, 2020, Farocki, 2004]  
unpublished

# References

- W. H. K. Chun. On Hypo-Real Models or Global Climate Change: A Challenge for the Humanities. *Critical Inquiry*, 41(3):675–703, Mar. 2015. ISSN 0093-1896. doi: 10.1086/680090.
- A. Dinno. Loop analysis of causal feedback in epidemiology: An illustration relating to urban neighborhoods and resident depressive experiences. *Social Science & Medicine*, 65(10):2043–2057, Nov. 2007. ISSN 0277-9536. doi: 10.1016/j.socscimed.2007.06.018.
- disease.sh. Data from John Hopkins University (JHUCSSE), 2021. URL <https://disease.sh/>.
- D. Dorling. Covid19 — SLOWDOWN, 2020. URL <http://www.dannydorling.org/books/SLOWDOWN/Covid19.html>.
- H. Farocki. Phantom Images. *Public*, 0(29), Jan. 2004. URL <https://public.journals.yorku.ca/index.php/public/article/view/30354>.
- S. Helmreich and D. S. Jones. The Shape of Epidemics. *Boston Review*, June 2020. URL <http://bostonreview.net/science-nature/david-s-jones-stefan-helmreich-shape-epidemics>.

A. Jaque and I. Munuera. The Transscalar Architecture of COVID-19, Apr. 2020. URL

<https://www.youtube.com/watch?v=AD6khyFbBcQ>.


S. Mattern. The scalar logics of COVID. *Rosa Mercedes*, (02), Apr. 2020. URL [https:](https://www.harun-farocki-institut.org/en/2020/04/25/the-scalar-logics-of-covid-journal-of-visual-cultur)

[//www.harun-farocki-institut.org/en/2020/04/25/the-scalar-logics-of-covid-journal-of-visual-cultur](https://www.harun-farocki-institut.org/en/2020/04/25/the-scalar-logics-of-covid-journal-of-visual-cultur)

T. D. Sampson and J. Parikka. The Operational Loops of a Pandemic. *Cultural Politics*, 17(1):55–68, Mar. 2021.

ISSN 1743-2197. doi: 10.1215/17432197-8797529.





This is a publication by:  
Institute of Diagram Studies

This version was generated:  
April 22, 2021

The source code is available at:  
[https://git.diagram.institute/davidbenque/  
Operational\\_Loops\\_of\\_COVID19](https://git.diagram.institute/davidbenque/Operational_Loops_of_COVID19)

License:  
CC BY-SA 4.0